
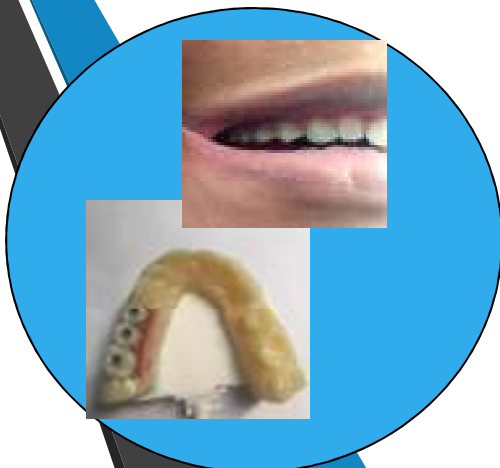


BARTH

DENTAL LABORATORIES

E.S.I.T®

Easy Scan Implant Technology



1.



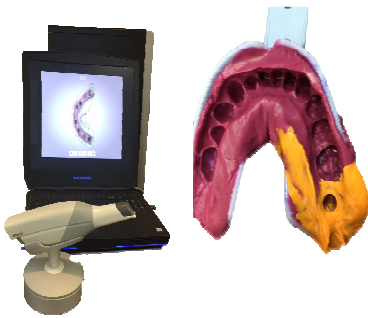
Remove healing cap and place scan body in patients mouth

4.



Alignment of the abutment is done digitally

2.



Take an impression or Intra oral scan of the patient

5.



3D printed model is designed with soft tissue

3.



STL file is received or impression is scanned

6.



A more accurate resin model is printed

7.



Abutment is digitally designed

9.



Finished crown of your choice to fit custom abutment

8.



Custom Abutment is fabricated

10.



Insert finished abutment and crown to the patients mouth!



BARTH

DENTAL LABORATORIES

Barth Dental Laboratories

7518 E. 39th St. Indianapolis, IN 46226

Phone 317.591.2600

www.barthlab.com

sales@barthlab.com



[Check us out on Facebook too!!!](https://www.facebook.com/barthdentallab/)

<https://www.facebook.com/barthdentallab/>